

Violence, Suicide, and Addiction Data

WEBSITE NAVAJOCOURTS > TRIBAL ACTION PLAN

Public Health Surveillance

- ▶ Notifiable diseases
- ▶ Injury and Poisoning
- ▶ Emergency and public health events
- ▶ Vital records: Death and Birth
- ▶ Chronic diseases: cancer, diabetes, obesity

Data Sources

- ▶ Vital Records
- ▶ U.S. Census
- ▶ Electronic Health Records (RPMS)
 - ▶ Ambulatory, emergency, discharge
 - ▶ Medication, diagnoses, immunization, etc
- ▶ Police Reports
 - ▶ Dispatch, investigations

Data Sources (cont)

- ▶ Office of Medical Investigation
 - ▶ Cause, toxicology, etc
- ▶ Surveillance
 - ▶ Violence, health behavior, health status, Public Health Event (Reportable Diseases), etc.

Navajo data

- ▶ Every program collects data
- ▶ Personnel, time sheets, travel logs, inventory
- ▶ Accounting, budget, costs
- ▶ Clients, arrests, dispatch calls, deaths
- ▶ Evaluations, outreach, events, meetings

Data requested

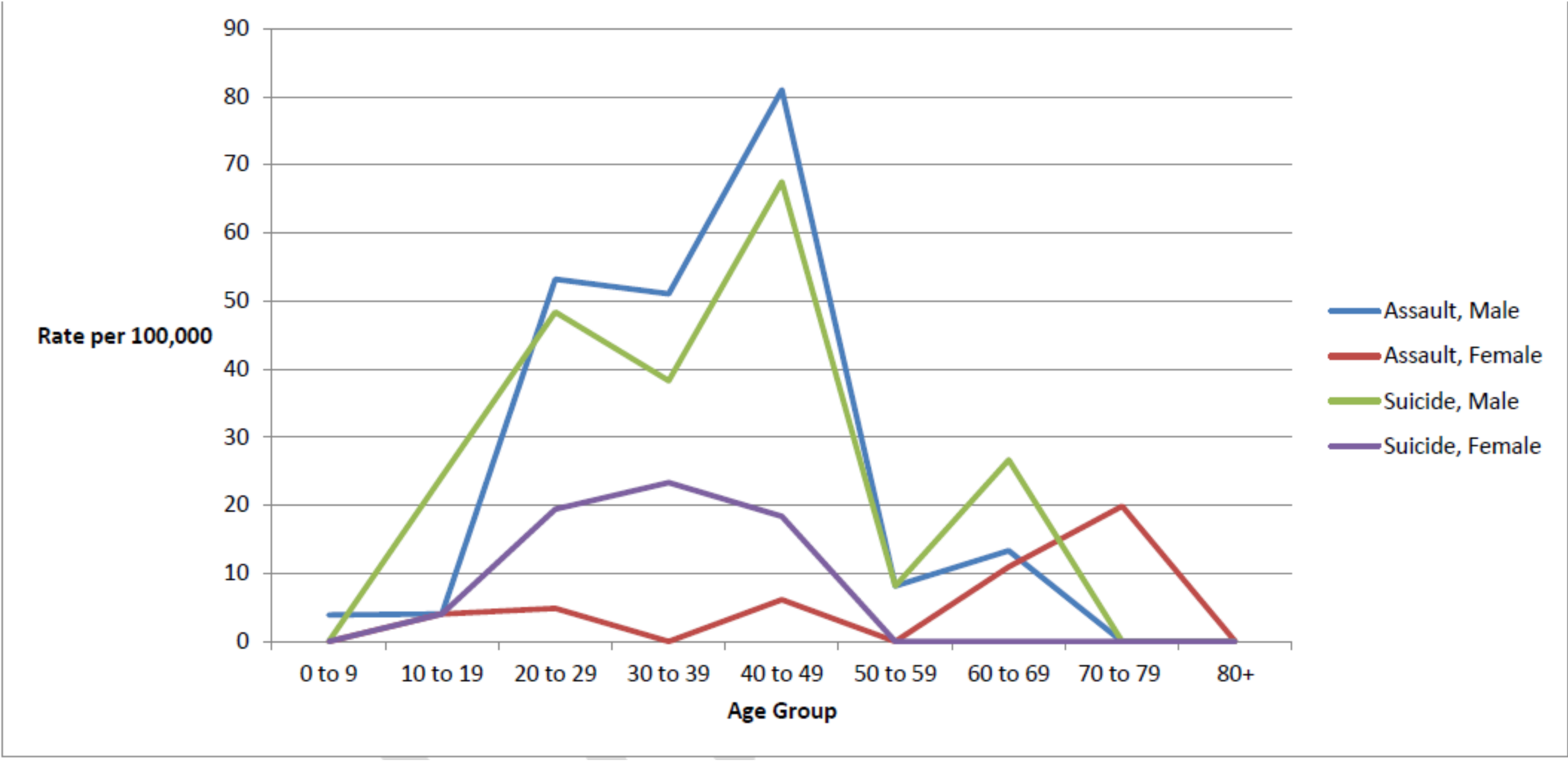
- ▶ NDOH – YRBS, profile, vital stats,
- ▶ Census
- ▶ NDPS – LE, CI, EMS, Fire, Emergency
- ▶ DOJ
- ▶ Education
- ▶ DOT, communication, community development

Percent of Middle School Students at Suicide risk, **Navajo YRBs** – 2014 report

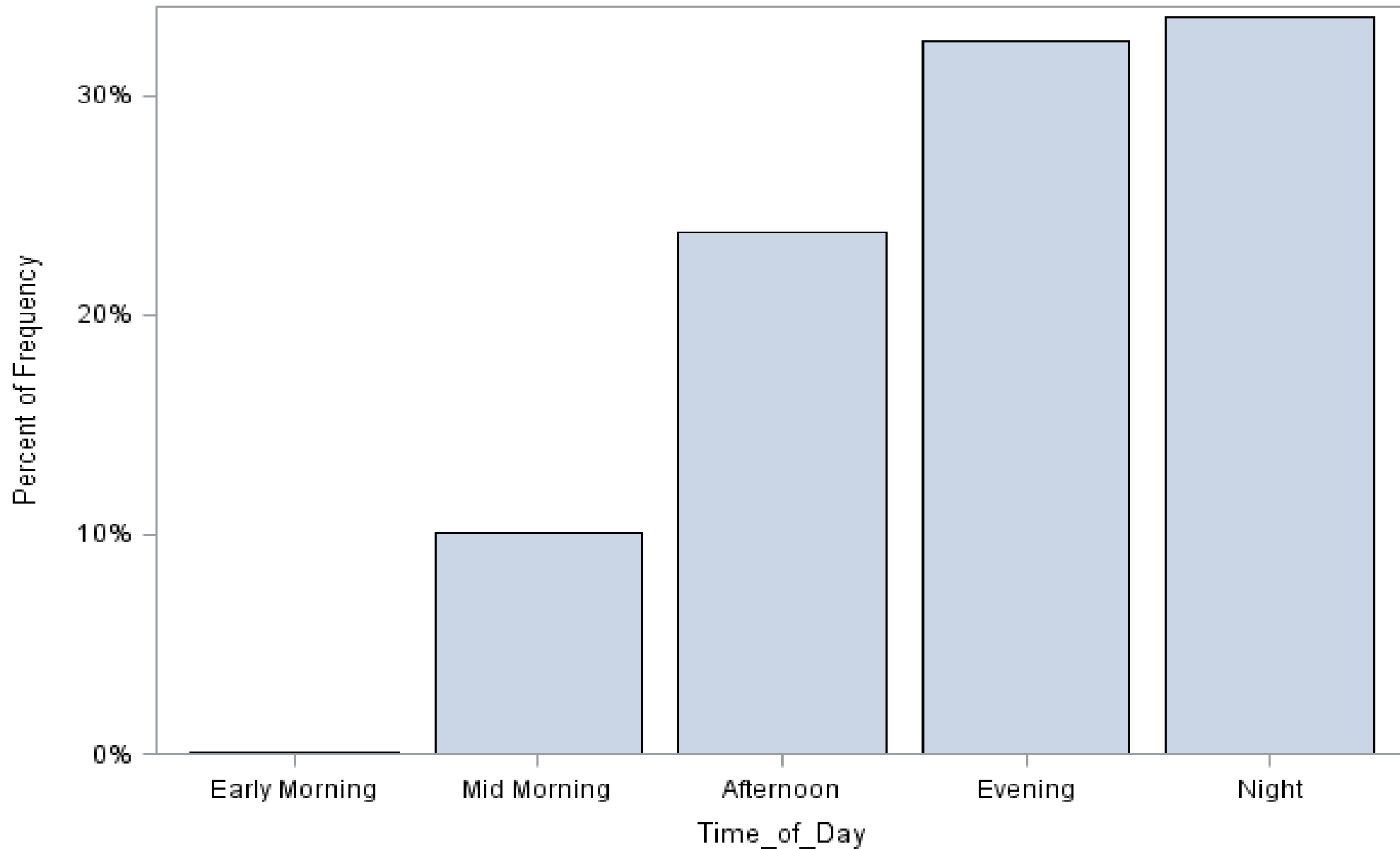


Question	2005	2008	2011	2014
Ever thought about killing yourself	25.0%	24.7%	22.0%	21.8%
Ever made a plan about how you would kill yourself	15.2%	15.1%	13.4%	12.8%
Ever tried to kill yourself	12.7%	13.1%	10.7%	10.4%

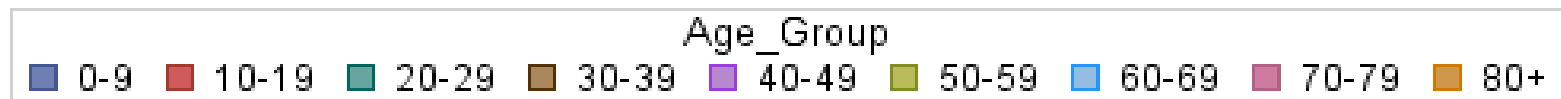
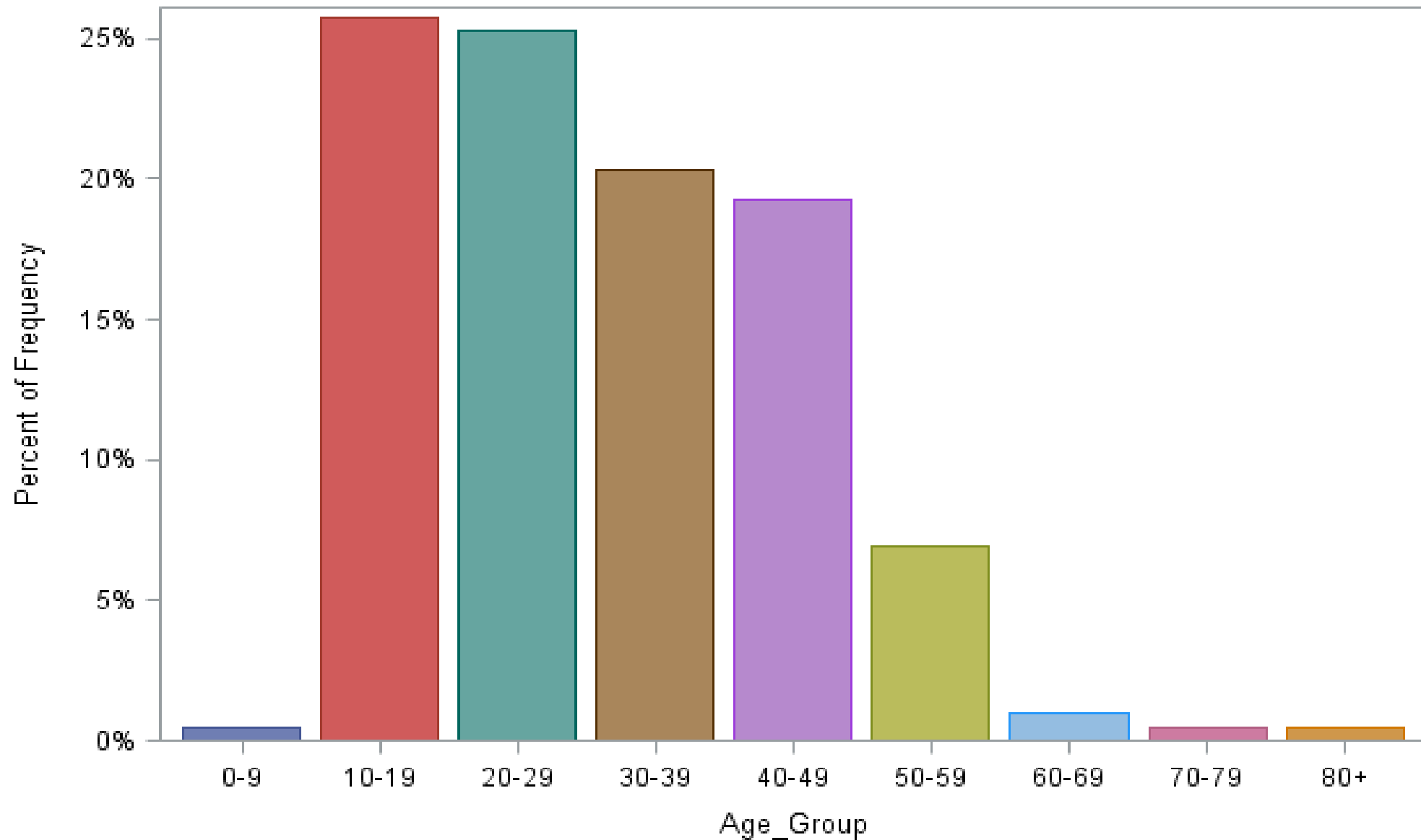
Intentional Injuries by Gender, 2010-2013 NN Mortality Report



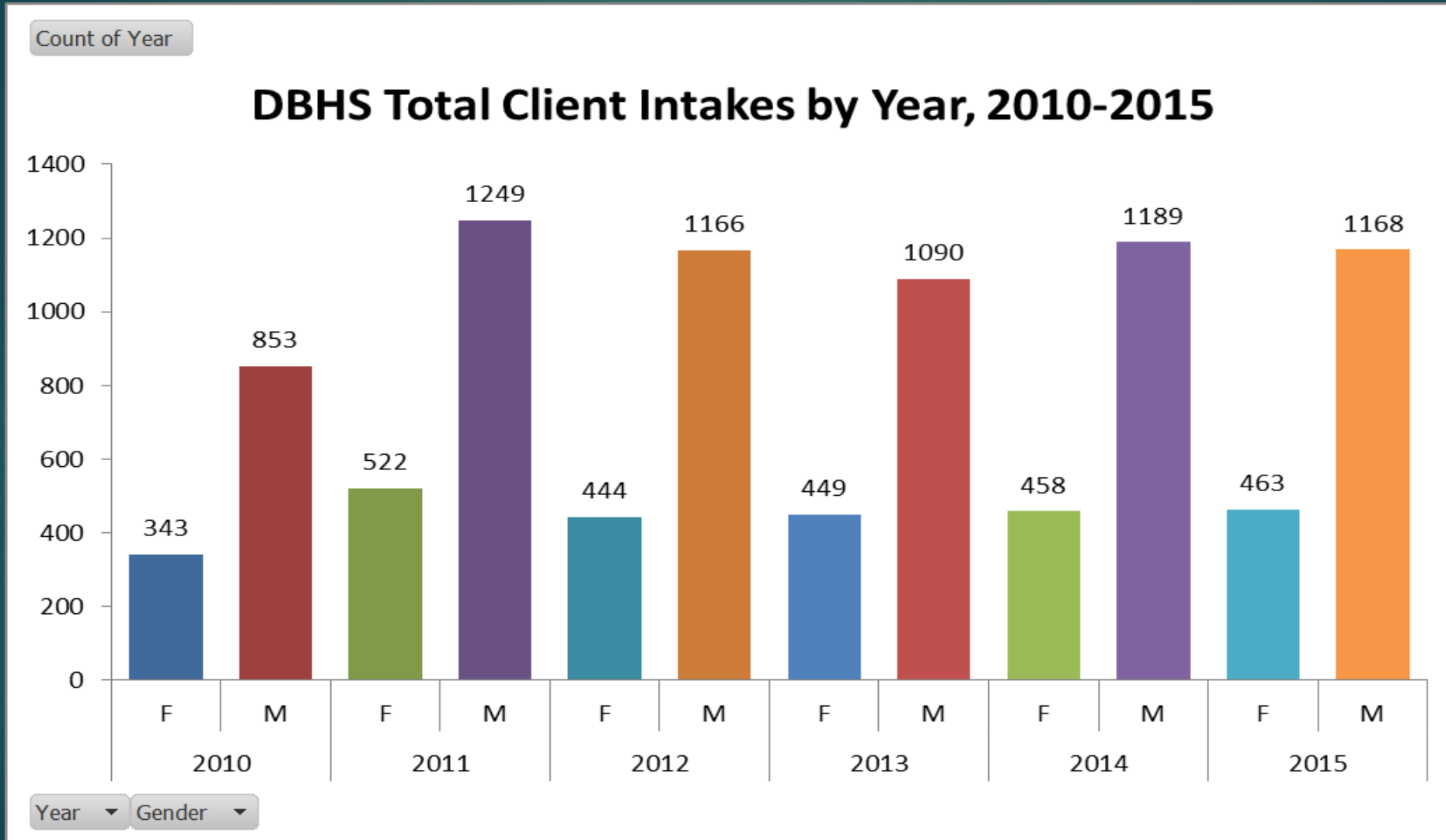
Navajo Nation DPS Dispatch Data, 2006-2013: Time of Day for Suicide Attempts and Completions Combined



Navajo Nation DPS Dispatch Data, 2006-2013: Suicide Completions

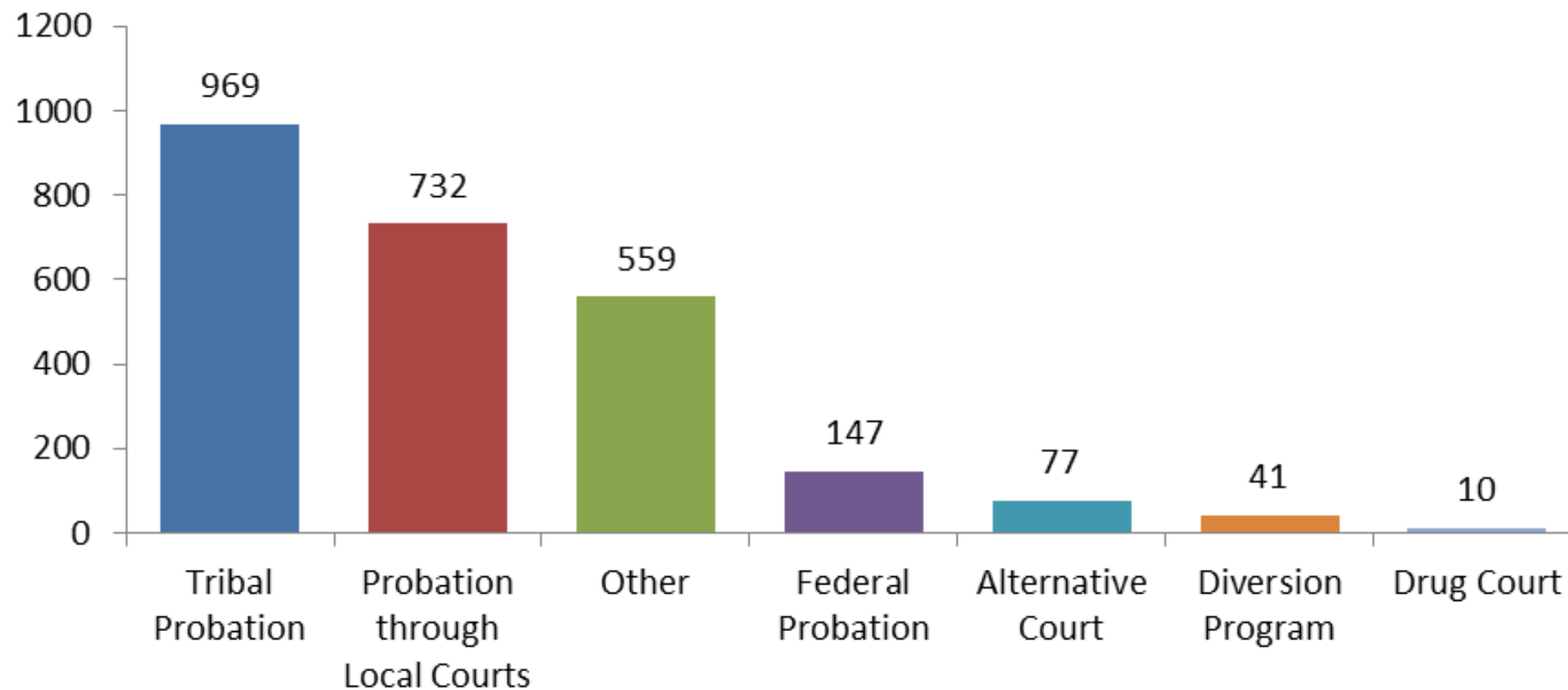


Department of Behavioral Health Services



Count of Current Probation Status Program

DBHS Client Intake Data: Current Probation Status Program, 2010-2015



Current Probation Status Program

NAIHS Federal and Tribal Service Unit User Population, Fiscal year 2007-2012

SERVICE UNIT	2012
CHINLE	35,016
CROWNPOINT	20,551
FT DEFIANCE (TRIBAL)	29,425
GALLUP	43,360
KAYENTA	18,352
SHIPROCK	53,640
TUBA CITY (TRIBAL)	30,249
WINSLOW (TRIBAL)	16,610
TOTAL	247,203

IHS Health Records

- ▶ General Topic
 - ▶ Resource and Patient Management System (RPMS)
- ▶ Who collects the data?
 - ▶ Data from visits to IHS for Active Users (All people who have visited IHS in last 3 years)
- ▶ Variables available
 - ▶ International Classifications of Disease
- ▶ Frequency of updating – daily, health data warehouse
- ▶ Demographic - each service unit has its own RPMS system.

NUMBER AND PERCENT OF VISITS FOR INJURIES USING THE INJURY SURVEILLANCE SUMMARY REPORT BY DESCRIPTION AND YEAR, 2010 THROUGH JUNE 2016.

CALENDAR YEAR

RANK	INJURY DESCRIPTION	2010	2011	2012	2013	2014	2015	2016	TOTAL	Percent	ASSAULTS, BC & SUICIDE %	ASSAULTS, BC & SUICIDE %	Minus other & undetermined %	ASSAULTS, BC & SUICIDE %
1	ACCIDENTAL FALLS*+	9,884	9,041	8,301	8,307	7,691	8,842	6,067	52,066	13.8			26.1	
2	ASSAULTS*	7,702	8,214	8,081	8,386	7,257	6,945	3,179	46,585	12.4	56542.0	15.0	23.4	28.3
3	MOTOR VEHICLE	5,250	4,389	4,477	4,464	4,078	4,803	1,940	27,461	7.3			13.8	
4	CUT PIERCING OBJECT*+	2,896	2,833	3,056	2,892	2,706	2,411	1,163	16,794	4.5			8.4	
5	STINGS/VENOMS	2,160	2,127	2,068	2,049	1,872	1,810	0	12,086	3.2			6.1	
6	ANIMAL RELATED	1,172	1,202	1,194	1,211	1,090	1,430	1,250	7,299	1.9			3.7	
7	BATTERED CHILD*	1,251	1,093	1,195	1,091	812	779	220	6,221	1.6			3.1	
8	SPORTS INJURY+	1,122	975	913	939	826	690	270	5,465	1.4			2.7	
9	SUICIDE ATTEMPTS	703	697	635	656	522	523	211	3,736	1.0			1.9	
10	ACCIDENTAL POISONING*	455	391	403	387	295	325	0	2,256	0.6			1.1	
11	FIRES/FLAMES+	479	359	325	349	273	218	96	2,003	0.5			1.0	
12	ENVIRONMENTAL FACTORS	316	431	270	358	275	288	103	1,938	0.5			1.0	
13	FIREARMS+	92	115	104	93	106	84	43	594	0.2			0.3	
14	AIR TRANSPORT	4	16	2	3	1	1	0	27	0.0			0.0	
15	DROWN/SUBMERGE	4	3	0	6	10	2	0	25	0.0			0.0	
16	WATER TRANSPORT	0	1	3	1	1	2	0	8	0.0			0.0	
	UNDETERMINED*+	2,920	1,958	1,494	1,383	1,324	1,046	385	10,125	2.7				
	OTHER CAUSES*+	30,965	29,155	28,612	27,438	25,092	20,737	5,422	167,421	44.4				
	TOTALS	67,375	63,000	61,133	60,013	54,231	50,936	20,349	377,037				199,491	

Navajo Area IHS data, excluding Tuba City Service Unit

Number of violence and self harm patients,
ICD9 and ICD10 codes, 2010-June 2016

VIOLENCE	FEMALE	MALE	TOTAL
ABUSE	9,979	3,491	13,470
SELF HARM	4,402	4,472	8,874
CHILD ABUSE	4,264	3,505	7,769
CHILD SEXUAL VIOLENCE	2,200	450	2,650
MENTAL STATUS	939	904	1,843
TRAUMA	796	703	1,499
SEXUAL VIOLENCE	946	89	1,035
PERP. COUNSEL	230	762	992
TOTAL	21,791	12,007	33,798

Navajo Area IHS data, excluding Tuba City Service Unit

Comparison, rate per 1,000

1998-2016, N=35,704

U.S. CHILD MALTREATMENT	RATE, %
U.S. CHILD MALTREATMENT	9.2
U.S. GIRLS	8.7
U.S. BOYS	9.5
U.S. NATIVE AMERICANS	12.4
NAVAJO	18.3
U.S. CHILD SEXUAL VIOLENCE OF MALTREATMENT	9%
NAVAJO	25%

<http://www.cdc.gov/violenceprevention/pdf/childmaltreatment-facts-at-a-glance.pdf>

Population from Navajo Demographic Profile report used for denominators.

Navajo Area IHS data, excluding Tuba City Service Unit.

Department of family services

2014 – 6,959 INTAKE; 2015 – 6,375 INTAKE
HIGHEST NUMBER OF FOR TREATMENT, SEXUAL
VIOLENCE, 22%

YEAR	CHILD ABUSE	CHILD NEGLECT	SEXUAL VIOLENCE
2012	716	1,876	339
2013	615	1,949	354
2014	792	2,648	503
2015	554	2,497	303

DEPARTMENT OF FAMILY SERVICES

62% of Navajo Nation population is under aged 40.
DFS receives 1 report of child abuse every 18 minutes.

CY 2015 field offices statistics	FY 2013	FY 2014	FY 2015
Population, total clients served	95,899	93,716	105,358
Total DFS staff		188	218
Total Child Sexual Violence	354	503	303
Total domestic violence	1,841	1,851	2,677

Navajo Nation Sexual Violence reported numbers

- ▶ 2006, 338 rapes with 29 led to an arrest. There were 10 attempted rapes.
- ▶ 2007, 328 rapes with 17 led to an arrest. There were 6 attempted rapes.
- ▶ 2009, 368 rapes and **0 have been prosecuted** by the US Attorney.
- ▶ 2010, 329 rapes and 7 attempted rape.

Navajo Judicial, fiscal year 2015

- ▶ 16 locations
- ▶ 21,432 cases, 31,539 filed, 52,971 caseload, 31,882 closed, 21,089 pending
- ▶ 94% civil, 4% criminal
- ▶ Unknown outcome, follow up
- ▶ Habitual vs. case

Delayed or Unreported

- ▶ Navajo Nation has become a haven for violence
- ▶ Many crimes go unreported or there may be delayed reporting because:
 - ▶ Victim embarrassment and shame
 - ▶ Mistrust and lack of confidence in the system
 - ▶ Fear of retaliation from the perpetrator(s) and their families.
 - ▶ Rapists stalk victims but most are someone known by the victim
 - ▶ Habitual, reoffender
 - ▶ At home, relative, or friends' home

Trauma

- ▶ Adverse Childhood Experiences
- ▶ Life time trauma
- ▶ Triggers
- ▶ Chronic disease
- ▶ Trauma care services

Adverse Childhood Events/Experiences (ACE)

- Reveals the associations between childhood abuse and disease
- The majority of people exposed to one category of abuse or household dysfunction were exposed to at least one other
- ACE leads to health risk behavior leads to disease

Abuse by Category

➤ **Psychological**

Did a parent or other adult in the household:

Often or very often swear at, insult or put you down?

Often or very often act in a way that made you afraid that you would be physically hurt?

➤ **Physical**

Did a parent or other adult in the household:

Often or very often push, grab, shove, or slap you?

Often or very often hit you so hard that you had marks or were injured?

➤ **Sexual**

Did an adult or person at least 5 years older ever:

Touch or fondle you in a sexual way?

Have you touch their body in a sexual way?

Attempt oral, anal, or vaginal intercourse with you?

Actually have oral, anal, or vaginal intercourse with you?

Household Dysfunction by Category

➤ **Substance abuse**

Live with anyone who was a problem drinker or alcoholic?

Live with anyone who used street drugs?

➤ **Mental Illness**

Was a household member depressed or mentally ill?

Did a household member attempt suicide?

➤ **Mother treated violently**

Was your mother (or stepmother)

Sometimes, often, or very often pushed, grabbed, slapped, or had something thrown at her?

Sometimes, often, or very often kicked, bitten, hit with a fist or hit with something hard?

Ever repeatedly hit over at least a few minutes?

Ever threatened with or hurt by, a knife or gun?

➤ **Criminal behavior in household**

Did a household member get arrested or go to prison/jail/?

ACE

- ▶ Allows us to make efforts to recognize the occurrence of adverse childhood events in a person's life
- ▶ Understand and discuss the behavioral coping devices someone might use to cope with ACE and reduce the emotional impact of these experiences
- ▶ This can be the basis of trauma informed care

Goal

- ▶ Believe the Victim
- ▶ Provide trauma informed services
- ▶ Zero Suicide
- ▶ Zero tolerance for violence
- ▶ Victim services and follow up
- ▶ Because it is law does not mean it is right
- ▶ Laws and regulations - catch up with medical findings, 6 senses
see, ear, smell, feel, taste, and psychological (e.g. dream)

Victims' perspective

- ▶ Re-victimized, re-traumatized
- ▶ Trauma informed care and services
- ▶ Lifetime protection
- ▶ Eliminate statute of limitation
- ▶ Lack of prosecution
- ▶ Waive court appearance
- ▶ Rescind all rulings against victims
- ▶ Expedite hearings and appeals
- ▶ Jurisdiction wavier

Contact

JB Kinlacheeny, Epidemiologist

JB.Kinlacheeny@nndoh.org

Navajo Epidemiology Center, Window Rock, AZ

CAPT Christine J. Benally, PhD

Director Scientist Research Officer

christine.benally@ihs.gov

Northern Navajo Medical Center, Shiprock, NM